

## FOREST SHUTTLE® & FMS® SERIES



SMART HOME



APP CONTROL



REMOTE CONTROL



MANUAL CONTROL

The Forest Shuttle® curtain motor and the Forest Motorised curtain track System (FMS®) make an unbeatable combination when it comes to a troublefree operated electric curtains.


FOREST SHUTTLE® M  
FOREST SHUTTLE® L  
FOREST SHUTTLE® AC  
FOREST SHUTTLE® GO  
FOREST SHUTTLE® ION

FOREST FMS®  
FOREST FMS® PLUS  
FOREST FMS® PLUS RECESS  
FOREST FMS® DUAL



THE WORLD  
BEHIND  
YOUR  
CURTAINS

# FOREST SHUTTLE® SERIES



When it comes to comfort, the Forest Shuttle® lives up to its expectations. Being able to open and close your curtains remotely, from the comfort of your chair, when you are on holiday, automatically at pre-programmed opening and closing times or even linked to variable sunrise and sunset times. The Forest Shuttle® is the silent force behind the opening and closing of curtains all over the world.

The Shuttle® can be fully integrated in all major home automation systems.

For maximum safety, integrated emergency control ensures manual operation of the drapery in case of power failure.

The smooth and silent running curtain track system can, in addition to remote operation, also be operated by hand. Thanks to Touch Control technology, a gentle pull on the curtain is enough to activate the motor.

## COLOUR OPTIONS SHUTTLE®



White



Anthracite



Black

## PRODUCT INFORMATION

The Forest Shuttle® family of motors offer the following functions:

- High quality, extremely reliable and ultra silent motor.
- Integrated RF multi receiver, for Forest EasyTouch Remote Series.
- Various control options: App control, Remote Control (RF), Wall Switch Domotics, Building/Hotel Automation, Serial Communication, Z-Wave etc.
- Full automatic setting of the limits.
- Programming of intermediate positions possible.
- Touch Control Technology, gently pulling the curtain by hand will activate the motor. Sensitivity adjustable (except for the Shuttle® AC).
- Integrated Emergency Control with automatic declutch in case of power failure, to ensure a manual operation of the curtains.
- Stack-back position programmable to every desired setting.
- Can be used in combination with various motorised track systems like FMS System (standard option), FMS Dual Channel system, Motorised Design System (DS-XL LED) and Motorised Rod System (MRS).
- Can be mounted on the left or the right side of the track.
- Can be used with curved Forest motorised track systems.
- Integrated Z-Wave Plus as option (only Shuttle® M/L).
- For Skylight System (FSS®) a special Shuttle® M motor with receiver and fixed drive is available.
- Tandem motor application possible as well.
- Upside down inverted motor mounting available.
- Variable velocity with slow start and slow stop.
- Warranty Shuttle M, L, AC & iOn: 10 years on motor (2 years on battery pack iOn) / Warranty Shuttle Go: 5 years.



## DECORATIVE TRACK OPTIONS

The whole range of Forest motors' are totally compatible throughout our electrically operated curtain track range including the decorative options like the DS-XL® LED motorised system and the Motorised Rod System (MRS®).



reddot winner :



DS-XL® LED  
DESIGN TRACK



MRS® MOTORISED  
ROD TRACK

## SMART HOME DEMO CASE

We have redesigned our demo case for motorised systems. Besides samples of our standard motorised curtain track system, FMS®, and the FMS® Plus with recess profile, you will also find the new two-channel system, FMS® Dual, and our motorised rod system, MRS®. Easily demonstrate app operation thanks to the included WiFi dongle and the Wireless Connector. All other operating modes, accessories and documentation are of course included.



## FOREST SHUTTLE® SERIES

The Forest Shuttle® is offered in 5 versions. Choose which Forest Shuttle motor best suits your application integration needs:



SHUTTLE® M  
24 Volt

- G
- G
- G



SHUTTLE® L  
100 - 240 Volt

- G
- G
- G



SHUTTLE® AC  
100 - 240 Volt

- G



SHUTTLE® ION  
14.8 Volt



- G
- G



SHUTTLE® GO  
100 - 230 Volt



- M

G = Gloss  
M = Matt

# FOREST SHUTTLE® ION



Our bestselling Forest Shuttle® system is also available in a wireless, battery powered version. The Shuttle® iOn is perfect for areas without nearby power points.

An extensive period of research, development and endurance testing on countless of track set-ups has resulted in the Forest Shuttle® iOn. The Shuttle® iOn's motor is fitted with an internal, removable heavy duty battery pack. Depending on the track size and curtain weight, the battery only needs to be charged 2 to 3 times per year.

You can expect the same unique functionalities as that of the wired Shuttle® L, like Touch Control technology. The motor has an integrated Multi RF receiver, allowing for operation using any Forest remote control option.

### Unique in the market

The Shuttle® iOn can be used in combination with curved tracks (max. 2 bends), which is unique in the market. It fits all Forest motorised track systems, like the FMS® system, FMS® Plus recess system, MRS® motorised rod system and also the DS®-XL motorised design system.

### FOR USE IN

Hotels, offices, residences, boats and yachts, showrooms or anywhere a wireless motorised track system is required for curtains and drapes.

## PRODUCT INFORMATION

- Li-ion rechargeable battery pack.
- Suitable for curtains up to 25 kg and 8 meter track length (straight track).
- Suitable for bent/curved curtain tracks with up to 2 bends in, for example, bay windows.
- A single full charge will last up to 6 months.
- Available colours: white & black.



# CONTROL OPTIONS

Our wide range of controls make finding a fit for your home even easier; controlling the curtains by hand, remote or even by building automation system. With the remote you can control the curtains in any position you like. When controlling the motorised curtain system by your smartphone or tablet, you can create and schedule customised room scenes that allow your curtains to operate on their own throughout the day.



## REMOTE CONTROL

We offer two different remote controls and a wall switch. These are available in white and black.

- EasyTouch remote control. Operates up to 6 systems, and unused channels can be deactivated.
- Diamond Sense remote control. A 15- or 2-channel remote with an LED display.
- EasyTouch wall switch. A wireless 2-channel wall switch for fixed wallmounted operation.



## APP CONTROL VIA FOREST WIFI-DONGLE

With the Shuttle® Wi-Fi dongle, you can control your motorised curtains with your mobile device by the Forest Connect app or even by voice command with the easy integration in for example Google Home or Amazon Echo without the need for an additional hub or gateway.




Scan for more info

## APP CONTROL VIA FOREST WIRELESS CONNECTOR

The Forest Wireless Connector provides an easy solution to make Forest motorised curtains 'smart.' When combined with a smart plug, you can effortlessly control the curtains through a mobile app. Controlling the motorised curtains system by your smartphone or tablet, you can create and schedule customized room scenes that allow your curtains to operate on their own throughout the day.

If you prefer to use the Forest Connect App, you can opt for Forest's smart plug. If you wish to operate your curtains with Apple HomeKit, Amazon Alexa, or Google Assistant, you will need a compatible third-party smart plug that works with these smart home apps. This RF device can also be seamlessly integrated into the most common building management systems, including systems with dry contacts.



## BUILDING AUTOMATION / HOTEL CONTROL

The Forest Shuttle® can be connected to any Building Automation system, by relay control.

# SMART DEVICE CONNECTIVITY



Configure the right motorised curtain track system in a few steps.

	Shuttle M/L	Shuttle M/L with Z-Wave	Shuttle iOn	Shuttle AC	Shuttle Go	Forest Connect app	Google Home	Apple Homekit	Amazon Alexa	Google Assistant	Apple Siri	Voice control
Forest Wireless Connector One way transmitter to control curtains by third party apps or by Domotics. (433Mhz)	•		•			• <sup>1</sup>	• <sup>1</sup>	• <sup>2</sup>	• <sup>1</sup>	• <sup>1</sup>	• <sup>1</sup>	•
Forest Wi-Fi Dongle in combination with Forest Connect app	•	•			• <sup>5</sup>	•	•		•	•	•	•
Smartwares Controller in combination with HomeWizard lite app (433 Mhz)	•		•						•			
Homey in combination with Homey app	•	•	•		•		•	•	•	•	•	•
FIBARO System in combination with FIBARO Home Center app		•		• <sup>3</sup>			•	•	•	•	•	•
Samsung SmartThings Hub in combination with Samsung SmartThings app		•					•	•	•	•	•	•
230 Volt hard-wired building management system	• <sup>4</sup>		•									

1) In combination with Forest smart plug

2) In combination with Apple Homekit smart plug

3) Only with FIBARO Roller Shutter 3 / Walli Roller Shutter

4) In combination with an AC Control Set

5) Wi-Fi is included in Shuttle Go. No Wi-Fi Dongle needed to add in the Forest Connect App

## FOREST SHUTTLE® WORKS WITH



\* Only works with an actor.

Forest Shuttle® is compatible with many other Building Automation systems, thanks to its modular construction. A competitive advantage over other motorised drapery systems in the world!

# FOREST SHUTTLE® TECHNICAL INFORMATION



## SHUTTLE® M

## SHUTTLE® L

### SPECIFICATIES

Voltage Shuttle	24V DC	100 - 240V~ 50 - 60Hz 0.8A
RF Multi Receiver	Internal, optional	Internal
Power Supply	External, 100-240V AC - 1,5A - 50-60Hz; Output 24V DC - 2,7A	Internal
Max. power	65W	40W
Torque:	1.5 Nm	1.0 Nm
Speed:	14-17 cm/s	14-17cm/s
Noise Level:	< 40 dB(A)	< 40 dB(A)
Max. curtain weight (without curves)	70 kg	40 kg
Dimensions Motor:	7 x 5 x 25 cm	7 x 5 x 28 cm
Net. Weight Motor	930 gr.	930 gr.
Dimensions Power Supply	50 x 110 x 30 mm	-
Protection degree	IP20	IP20
Max. running time	240 sec (in one direction)	240 sec (in one direction)
Colour options	White / Anthracite / Black	White / Anthracite / Black
Certification & Marking:	CE/FCC	CE/FCC

### FEATURES

Touch Control technology	√	√
Integrated Emergency control	√	√
RF Protocol	RF Communication Standard	RF Communication Standard
Z-Wave communication	√	√
Automation System compatible	√	√
Wi-Fi	via Wi-Fi Dongle	via Wi-Fi Dongle
Works with DS-XL LED Dimmer	√	√ (additional adaptor needed)
Works with Wireless Connector	√	√
Can be used with curved track	√	√
Integrated cable & plug	-	-
Warranty	10 Years	10 Years



## SHUTTLE® GO

## SHUTTLE® AC

## SHUTTLE® iOn


### SPECIFICATIES

100 - 230V <sup>~</sup> 50 - 60Hz 0.8A	100 - 240V <sup>~</sup> 50 - 60Hz 0.8A	14.8V DC
Internal	Internal	Internal
Internal	Home Automation 230V	Charger Input 100 - 240 <sup>~</sup> , 50-60Hz, 2.0A Charger Output 16,8Vdc 1000mA Removeable Battery Pack
24W	40W	30W
1.0 Nm	1.0 Nm	1.0 Nm
12-16cm/s	14-17cm/s	14-17cm/s
< 40 dB(A)	< 41 dB(A)	<40 dB(A)
35kg	40 kg	25 kg
7 x 5 x 29 cm	7 x 5 x 28 cm	7 x 5 x 32,5 cm
1000 gr.	980 gr.	1160 gr.
-	-	-
IP20	IP20	IP20
360 sec (in one direction)	240 sec (in one direction)	150 sec (in one direction)
Matt-White	White	White / Black
CE/FCC	CE	CE

### FEATURES

√	-	√
√	√	√
Link RF Communication Standard	RF Communication Standard	RF Communication Standard
-	-	-
-	√	√
Standard included	-	-
-	-	√ (additional adaptor needed)
-	-	√
√	√	√
√	-	-
5 Years	10 Years	10 Years on motor, 2 years on battery pack

# FOREST MOTORISED TRACK SYSTEM - FMS®



The Forest Shuttle® and the Forest motorised curtain track system (FMS®) make an unbeatable combination when it comes to noiseless operated curtains.

The FMS® System is an elegant system for all types of medium and heavyweight draperies. Available in one piece length of 7 metres. Can be extended up to 14 metres (single stack up to 10 meters). Available in 5 colours: white, matt white, black, matt black or grey, making it suitable to fit in every design.

## FMS® PLUS AND RECESS FIXATION

Instead of a regular ceiling fix or wall fix installation of the FMS® track system, we also offer a solution for a recess fixed motorised curtain track. The FMS® Plus system is ideal for a clean, concealed curtain track installation. The FMS® Plus track and recessed profile are installed after the ceiling has been plastered and finalised. Because the recess profile is coated, the stucco does not adhere to the profile, which can cause cracks. Therefore, we strongly recommend installing the recess profile over the stucco. The motor can be placed in a regular position, or upside down into the ceiling. The system can be fitted with the regular FMS® carriers, rotating carriers or the Forest Wave System for wave pleat.

## FOR USE IN

Hotels, offices, residences, boats and yachts, showrooms, business meeting rooms, conference centers or anywhere a silent motorised track system is required for curtains and drapes.

## PRODUCT INFORMATION

- Compact and noiseless operated motorised track system
- All Shuttle® motors can be used on the FMS® System
- Available in white, matt white, black and matt black
- Components in matching colours
- Clickable off-set carriers for a straight heading of the curtain; roller bearing carriers and Easyflex carriers also available
- Especially designed for use in combination with Forest Wave System
- Motor can be mounted on the left or the right of the track
- One-way draw or center (split) draw curtains possible
- All KS® bracket compatible
- Ceiling brackets and wall brackets available
- FMS® track can be made in lengths of up to 14 meter (single stack up to 10 meters)
- FMS® track can be curved / bent
- Recess fixation possible by recess profile in combination with FMS® Plus track
- Warranty: 10 years

## FMS® DUAL

The FMS® Dual System sets a new standard for motorised curtain tracks in the hotel industry. This innovative twochannel system uses just one motor to operate both channels, creating an adjustable overlap to block out light completely. Ideal for hotels, it ensures a darkened room, perfect for guests needing rest during the day. Easy to install with pre-drilled holes, and additional carriers can easily be added later, even after installation. It supports single, double, and wave pleat curtains via the FES® system.

## BENDING / CURVING

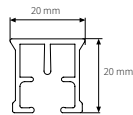
The FMS® track and FMS® Plus track (except recess profile) can be bent and reversed bent with a radius of 20 cm (8"). Continuous curving can be bent and reverse bent with the Electric Powered Bender.



## FEATURES

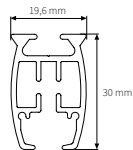
### FMS® Track

- Weight 303 gr/mtr.
- Size 20 x 20 mm
- Aluminium extrusion
- Colours available: white, matt white, black & matt black



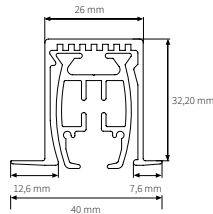
### FMS® Plus Track

- Weight 500 gr/mtr.
- Size 19,6 x 30 mm
- Aluminium extrusion
- Colours available: white & matt black



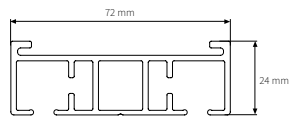
### FMS® Plus Recess Profile

- Weight 555 gr/mtr.
- Size 26 x 32,20 mm
- Aluminium extrusion
- Colours available: white & matt black



### FMS® Dual

- Weight 1,11 kg/mtr.
- Size 72 x 24 mm
- Aluminium extrusion
- Colour available: white & matt black



## FOREST FMS® TRACKS

The FMS® track system is in four versions available:

### FMS® TRACK



### FMS® PLUS



### RECESS PROFILE WITH FMS® PLUS TRACK




### FMS® DUAL (FOR BLACKOUT)






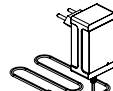






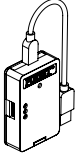

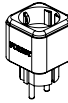









G = Gloss

M = Matt

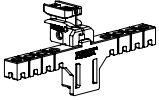
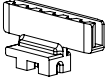
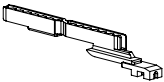
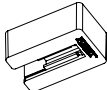
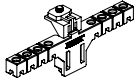
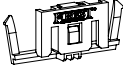
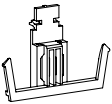
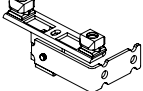
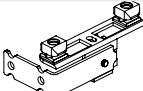
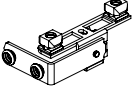
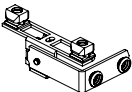
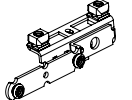
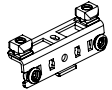
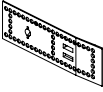
- 1 Shuttle® Motor
- 2 Motor Pulley
- 3 FMS® Track
- 4 FMS® Return Pulley
- 5 FMS® Glider
- 6 FMS® Master Carrier Underlap
- 7 FMS® Master Carrier Overlap
- 8 Stiffener Small



FMS	FMS PLUS	FMS DUAL	MOTOR & CONTROL OPTIONS	ARTICLE	PAC-KING UNIT		ART.NR	
•	•	•		SHUTTLE GO Motor with Forest Link RF protocol & Bluetooth/ WiFi. Compatible with the Forest Connect App. 110-230V DC. Dimensions 7 x 5 x 29 cm 4 Meter power cable. Up to 35 kg (without curve)	1/box	110-230V 110-230V	matt white, EU matt white, UK matt white, without plug	5236001000-EU 5236001000-UK 5236001000
								
•	•	•		SHUTTLE L Motor with original RF Protocol, 100 - 240V 50 - 60Hz 0.8A Power supply Dimensions 7 x 5 x 28 cm Up to 40 kg curtain weight	1/box	100-240V 100-240V 100-240V 100-240V 100-240V 100-240V	white int. multi receiver white int. Z-Wave receiver white int. Z-Wave rec. ANZ white int. Z-Wave rec. India anthracite int. multi receiver black int. multi receiver black int. Z-Wave receiver EU	5232000001 5232000002 5232000007 5232000069 5232005001 5232006001 5232006002
•	•	•		POWER CABLE FOR SHUTTLE L	1/box	EU 1.00 mtr EU 4.00 mtr UK 4.00 mtr USA 2.00 mtr AUS 1.80 mtr EU 4.00 mtr	white white white white white black	5201001101 5201001104 5201001134 5201001121 5201001141 5201006104
•	•	•		SHUTTLE M Strongest motor with original RF Protocol. 24 V Power supply 100-240 V adaptor set to be ordered separately. Dimensions 7 x 5 x 25 cm Up to 70 kg curtain weight	1/box	24 Volt DC 24 Volt DC 24 Volt DC 24 Volt DC 24 Volt DC 24 Volt DC	white int. multi receiver white int. Z-Wave receiver EU white int. Z-Wave US/908Mhz anthracite int. multi receiver black int. multi receiver black int. Z-Wave receiver EU	5232000003 5232000004 5232000006 5232005003 5232006003 5232006004
				SHUTTLE M FOR SKYLIGHT SYSTEM (FSS) Motor with fixed drive	1/box	24 Volt DC	white int. multi receiver	7131000000
•	•	•		ADAPTOR SET SHUTTLE M Incl. cable (4 m) and holder	1/box	EU 0.50 mtr UK 0.50 mtr USA 0.50 mtr EU 0.50 mtr	white white white black	5201002002 5201002004 5201002007 5201006002
•	•	•		SHUTTLE AC Motor with internal RF Receiver and Emergency Control. Only for Building Management System. 100 - 240V 50 - 60Hz 0.8A Power supply Dimensions 7 x 5 x 28 cm Up to 40 kg curtain weight	1/box	100-240V	white	5233000000
•	•	•		SHUTTLE ION Incl. Battery Pack (14.4 V DC) Dimensions 7 x 5 x 32,5 cm Up to 25 kg curtain weight	1/box	Accu Pack	white black	5234000000 5234006000
•	•	•		SHUTTLE ION BATTERY PACK 4-Cell Lithium iOn Capacity 3400mAh	1/box		white black	5234000001 5234006001
•	•	•		SHUTTLE ION CHARGER CABLE 1.20 mtr cable	1/box	EU UK USA AUS	black black black black	5234000002 5234000003 5234000004 5234000005
•	•	•		AC CONTROL SET Use the AC Control in combination with the Shuttle Motor for Live AC (Domotics) AC Control set complete	1/box	220 Volt	white black	5201002202-V1 5201006202-V1
				Secondary unit-potential free relay		200V-240V	white black	5201002200-V1 5201006200-V1

FMS	FMS PLUS	FMS DUAL	MOTOR & CONTROL OPTIONS & ACCESSORIES	ARTICLE		PACKING UNIT			ART.NR
•	•	•		FOREST EASYTOUCH REMOTE CONTROL 6-channel Dual protocol: Original RF protocol & Forest Link* protocol. Excl. Wall holder		1/box	Works with all Shuttle motors	matt white matt black	5201081006 5201086006
•	•	•		FOREST EASYTOUCH WALL HOLDER Only suitable for EasyTouch remote control		1/box		transparent	5201080000
•	•	•		FOREST DIAMOND SENSE REMOTE CONTROL 2-15 channel with LED display Only Original RF protocol Integrated timer included Incl. magnetic wall holder		1/box	Works with all Shuttle motors, with the exception of the Shuttle Go	white black	5201091470 5201096470
•	•	•		FOREST WIRELESS CONNECTOR Incl. 15 cm USB cable. Always in combination with USB-adap- ter. Can be ordered separately as Forest Wireless Connector USB-adapter.  One way transmitter to control curtains by third party Apps* (i.e. Google / Apple / Amazon) or by Domotics.  *always in combination with Forest smart plug or third party plug		1/box	Works with all Shuttle motors, with the exception of the Shuttle Go.	white	5201002270
•	•	•		ADAPTEUR USB FOREST WIRELESS CONNECTOR Use in combination with Forest Wireless Connector		1/box		EU UK AU US	5201002271-EU 5201002272-UK 5201002273-AU 5201002274-US
•	•	•		FOREST SMART PLUG WHITE The Forest Smart Plug allows App control via the Forest Con- nect App (the Forest Wireless Connector is required)		1/box	Works with all Shuttle motors (Not required for Shuttle Go)	EU UK AU US	5201001952 5201001953 5201001954 5201001955
•	•	•		FOREST WIFI DONGLE Incl. cable, WiFi 2.4GHz Power supply 12V DC 300mA max USB power 5V DC 1000mA max Control the curtains by Forest Connect App Easy integration third party apps by Google / Amazon Bi-directional		1/box	Works with all Shuttle motors except AC and iOn (Not required for Shuttle Go)	white black	5201002280 5201006280
•	•	•		FOREST SHUTTLE TWILIGHT SENSOR (KAKU)		1/box	Works with all Shuttle motors, with the exception of the Shuttle iOn and Go	white	5201001951
•	•	•		FOREST EASYTOUCH WALL SWITCH WIRELESS 2 CHANNELS Dual protocol: Original RF protocol & Forest Link* protocol Dimensions : 8.3 x 8.3 x 1.9 cm		1/box	Works with all Shuttle motors, with the exception of the Shuttle Go.	matt white matt black	5201081002 5201086002
•	•	•		FOREST SHUTTLE DEMO FLIGHTCASE METAL Including: Shuttle L with FMS complete, FMS Plus Recess complete, FMS Dual Complete Samples: curved FMS, FMS (White, Grey and Black), MRS, DS-XL motorised, DS-XL LED Motorised, Remote Diamond Sense (White), Wireless Wall Switch (White), WiFi Dongle, Wireless Connector, Forest Smart Plug		Piece			9903000000
•	•	•		VELCRO HOTEL PROFILE Inside frame fix, to reduce light leakage in combination with looptape		120 mtr/ bundle			3581601600
•	•	•		LOOPTAPE		25 mtr/ roll			3816202020


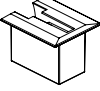


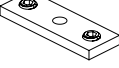
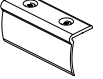

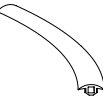

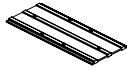

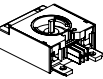
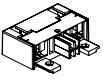

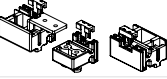
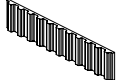



FMS	FMS PLUS	FMS DUAL	FMS TRACK + COMPONENTS	ARTICLE	PACKING UNIT		ART.NR
•				FMS TRACK - 5.80 mtr (19') 7.00 mtr (23') 7.00 mtr (23') 7.00 mtr (23') 7.00 mtr (23') 7.00 mtr (23')	10/bundle	white white matt white black matt black	5101001580 5101001700 5101001700-MAT 5101006700 5101006700-MAT
•				FMS CARRIER Klickable, offset, made of UV-resistant plastic. 10 Carriers on a breakaway strip, can be clicked into the the track after installation.	250/box	white black	2510101000 2510106000
•				FMS MASTER CARRIER SHORT R/L WHITE For use with single pleat or pinch pleat curtains For use with one way draw curtains To use in combination with Wave Return Pulley	25/box	white black	5215801001 5215806001
•				END STOP UNIVERSAL METAL Suitable for use with a pinch pleat	100/box	matt white matt black	8880001000-V2-M 8880006000-V2-M
•				FMS MASTER CARRIER UNDERLAP CLICK ON Reversible Usable for Click on stiffner	15/box	matt white matt black	5215801010-M 5215806010-M
•				FMS MASTER CARRIER OVERLAP CLICK ON Reversible Usable for Click on stiffner	15/box	matt white matt black	5215901010-M 5215906010-M
•				CCS/FMS MASTER CARRIER UNIVERSAL R/L (SINGLE LONG)	15/box	white matt white black matt black	3016001000-U 3016001000-UM 3016006000-U 3016006000-UM
•				FMS MASTER CARRIER UNIVERSAL R/L "CLICK-ON"	15/box	white matt white black matt black	5215801010-U 5215801010-UM 5215806010-U 5215806010-UM
•				FMS MASTER CARRIER UNIVERSAL R/L "CLICK-ON"	15/box	white matt white black matt black	5215901010-U 5215901010-UM 5215906010-U 5215906010-UM
•				PROLONGED OVERLAP CLICK ON 150 mm long  200 mm long	15/box	white matt white black matt black white	9500001010 9500001010-M 9500006010 9500006010-M 9500001020
•				Z-SHAPED OVERLAP ARM Reversible Z-shaped overlap arm. Fits FMS master carriers. For further reducing of light leakage for center closing.	15/box	white	9500001030
•				STIFFENER CLICK-ON Recommended to attach to the FMS master carriers, stiffner to be stitched into the curtain	15/box		5116001001
•				FMS TRANSPORT BELT Toothed belt, to be installed inside the FMS Track	100mtr/roll		5105501000
•				FMS CONNECTOR To fix the FMS Master Carrier onto the FMS transport belt	50/box	white black	5103011500 5103016500
•				FMS MOTOR PULLEY Connects motor with FMS Track	1/box	white matt white black matt black	5103011000 5103011000-M 5103016000 5103016000-M
•				FMS MOTOR PULLEY UPSIDE DOWN	1/box	white	5103011003
•				FMS MOTOR PULLEY DOT DESIGN Motor pulley with dot design for Shuttle Go motor	1/box	matt white	5103001000
•				FMS ANGLE PULLEY 45 degrees adjustable Only for up to 7kg curtain weight (Shuttle M)	1/box	white	5103011010
•				FMS RETURN PULLEY Reverses the FMS transport belt in the FMS track For center draw curtains	1/box	white black	5103011100 5103016100
•				FMS TRACK JOINER Used to make a solid connection between two pieces of track	10/box	white matt white black matt black	2518401000-A 2518401000-A-M 2518406000-A 2518406000-A-M

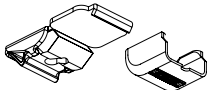
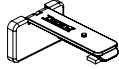
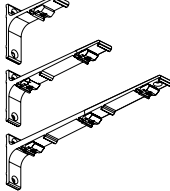


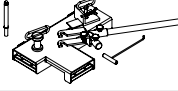

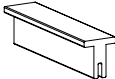
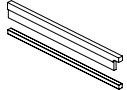
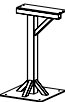


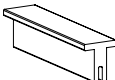


FMS	FMS PLUS	FMS DUAL	WAVE COMPONENTS FOR FMS	ARTICLE	PACKING UNIT		ART.NR
•				WAVE ADJUSTABLE MASTER CARRIER UNDERLAP For use with wave pleat curtains (Easyflex)	25/box	white black	4813001050 4813006050
•				WAVE BELT CONNECTOR CENTER DRAW For use with wave pleat curtains (Easyflex) To use in combination with adjustable wave carrier	50/box	white black	4813001040 4813006040
•				WAVE BELT CONNECTOR ONE-WAY DRAW For use with wave pleat curtains (Easyflex) To use in combination with adjustable wave carrier	50/box	white black	4813001030 4813006030
•				WAVE RETURN PULLEY MOTORISED For use with wave pleat, single or pinch pleat curtains For wave pleat curtains use in combination with adjustable wave carrier (Easyflex) For single/pinch pleat curtains use in combination with FMS Master carrier short R/L	25/box	white matt white black matt black	4813001060 4813001060-M 4813006060 4813006060-M
•				FES UNIVERSAL ADJUSTABLE END STOP Only applicable in combination with Wave Return Pulley Motorised	25/box	white black	4816001001 4816006001
•				WAVE ADJUSTABLE HOOK MOTOR For use with wave pleat curtains (Easyflex)	25/box	white black	4813001010 4813006010
•				WAVE ADJUSTABLE HOOK RETURN PULLEY For use with wave pleat curtains (Easyflex)	25/box	white black	4813001020 4813006020
•				EASYFLEX MASTER CARRIER LEFT For use with wave pleat curtains (Easyflex) For center draw  90 degrees left for small stiffener	25/box	white black  white	4815351090 4815356090  4815361090
•				EASYFLEX MASTER CARRIER RIGHT For use with wave pleat curtains (Easyflex) Center draw  90 degrees right for small stiffener	25/box	white black  white	4815451090 4815456090  4815461090
•				EASYSNAP MASTER CARRIER LEFT For use with wave pleat curtains (Easysnap) 90 degrees	15/box	white	4815301090
•				EASYSNAP MASTER CARRIER RIGHT For use with wave pleat curtains (Easysnap) 90 degrees	15/box	white	4815401090
•				EASYSNAP FMS MASTER CARRIER For use with wave pleat curtains (Easysnap)	15/box	white	4815401000
•				EASYSNAP FMS UNDERLAP L/R For use with wave pleat curtains (Easysnap)	15/box	white	4815401000
•				WAVE STIFFENER CLICK ON 'SMALL' For use with wave pleat curtains (Easyflex/Easysnap) Recommended to attach to the FMS master carriers, stiffener to be stitched into the curtain	15/box	white	4815001001



FMS	FMS PLUS	FMS DUAL	FMS PLUS TRACK + COMPONENTS	ARTICLE	PACKING UNIT	white matt black	ART.NR
	•			FMS PLUS TRACK 7.00 mtr (23')	10/bundle	white matt black	5131001700 5131006700-MAT
	•			FMS PLUS RECESS PROFILE 7.00 mtr (23')	1/piece	white matt white matt black	5131011100 5131011100-MAT 5131016700-MAT
	•			FMS PLUS RECESS PROFILE FIXING STRIP 7.00 mtr (23') length	1 piece	white black	5131001600 5131006600
	•			FMS PLUS RECESS FIXING WEDGE To fix the track into the recess profile	10/box	white black	5131001100 5131006100
	•			FMS-PLUS RECESS OUTER BEND 90 DEGREES Preformed 90-degree bend for FMS PLUS recess profile	1/piece	white matt black	5131001790 5131006790
	•			FMS-PLUS RECESS INNER BEND 90 DEGREES Preformed 90-degree bend for FMS PLUS recess profile	1/piece	white matt black	5131011790 5131016790
	•			ECONOMY CARRIER Can turn in the track	100/box	white black	2510601000 2510606000
	•			FMS PLUS TRANSPORT BELT Toothed belt to be installed inside FMS Plus track 9.3 x 2.2mm Material: KEVLAR	100mtr/roll		5135501001
	•			FMS PLUS MOTOR PULLEY Reverse the FMS PLUS belt in the FMS PLUS track	5/box	white black	5133011000 5133016000
	•			FMS PLUS OPEN RETURN PULLEY Guides the operating belt smoothly back in the opposite direction	5/box	matt white matt black	5133021100-M 5133026100-M
	•			FMS PLUS MOTOR PULLEY UPSIDE DOWN Can be used to place the motor upside down (recess)	1/box	white	5133011003
	•			FMS PLUS MASTER CARRIER UNDERLAP Arm is reversible, incl. belt connector. For standard pleat.	10/box	white black	5135801000 5135806000
	•			FMS PLUS MASTER CARRIER OVERLAP Arm is reversible, incl. belt connector For standard pleat.	10/box	white matt black	5135901000 5135906000-M
	•			FMS PLUS MASTER CARRIER EASYFLEX R/L SHORT Reversible. For center draw. For use with wave pleat.	per set	matt white matt black	5135601000 5135606000
	•			FMS PLUS MASTER CARRIER EASYFLEX R/L LONG Reversible. For center draw. For use with wave pleat.	per set	matt white matt black	5135701000 5135706000



FMS	FMS PLUS	FMS DUAL	FMS PLUS TRACK + COMPONENTS	ARTICLE	PACKING UNIT		ART.NR
	•			FMS PLUS L-PULLEY To create a double overlapping track system in combination with only one motor	1/box	white	5133011101
	•			FMS PLUS RECESS OPEN RETURN PULLEY	1/box	white matt white matt black	5134011100 5134011100-M 5134016100-M
	•			FMS PLUS INSTALLATION TOOL RETURN PULLEY Tool for precisely positioning the FMS Plus recess profile in the milled slot at the open return pulley	1/piece	purple	5131009000
	•			FMS PLUS RECESS COVER PLATE UPSIDE DOWN Cover plate for recess; motor pulley	1/box	white black	5133011004 5133016004
	•			CRS DECO / MRS / FMS PLUS TRACK CONNECTOR Suitable for FMS Plus with recess profile	25/box		5815200005
	•			FMS PLUS BRIDGE 6,5 cm 28 cm	10/box	white white	4518701000 4518601000
	•			FMS PLUS TRACK CONNECTOR PIN Stainless steel, 2 x 20mm For a firm seamless connection	50/box		9900000012
	•			FLEXIBLE DUST STRIP Cover strip to protect the channel during plastering	50 mtr/roll	white	4518501000
FMS	FMS PLUS	FMS DUAL	FMS DUAL TRACK + COMPONENTS	ARTICLE	PACKING UNIT		ART. NR
		•		FMS DUAL Two glide track predrilled, aluminium extrusion, white powder coated, lubricated	1 length/7 mtr	white matt black	3851001700 3851006700-MAT
		•		FMS DUAL UPPER TRACK CONNECTOR Used to make a solid connection between two pieces of track	10/box	aluminium	3851000003
		•		FMS DUAL LOWER TRACK CONNECTOR For optimal guiding of the transport belt between two pieces of track	25/box	white black	3851000002 3851006002
		•		FMS DUAL MOTOR PULLEY Connects motor with track	5/box	white black	3851000004 3851006004
		•		FMS DUAL RETURN PULLEY Reverses the transport belt in the track	10/box	white black	3851000005 3851006005
		•		FMS DUAL ENDSTOP Plastic end stop can be used to set the overlap position	25/box	white black	3851000006 3851006006
		•		FMS DUAL MASTER SET For positioning the 1st carrier	10/box	white black	3851000007 3851006007
		•		FMS DUAL TRANSPORT BELT Toothed belt, to be installed inside the track	100 mtr/roll		3851000001
		•		MCS COVER CAP, 10mm. The cap covers the screw hole and ensures a stylish and ultimate finished look.	500/box	white black	5399999999 5399999996
		•		KS ASYMMETRICAL CARRIER	500/box	white black	1010001000 1010006000
		•		CONTRACT ROLLER CARRIER For a silent and smoothly operation with heavier curtains. Designed for use with butterfly pleats.	100/box	white black	4831001000 4831006000

FMS	FMS PLUS	FMS DUAL	MOUNTING OPTIONS + OTHER ITEMS	ARTICLE	PACKING UNIT		ART. NR
•	•			SMART KLICK CEILING BRACKET Incl. cover cap ‘Klicks’ onto track, powder coated	100/box	white black	1018201001 1018206001
•	•			RAIL ADJUSTABLE WALL BRACKET 8 CM incl. cover	2/box	white matt white matt black	1020901080 1020901080-mat 1020906080-mat
•	•			ALUMINIUM WALL BRACKET 7.5 cm single (3'). Maximum load: 25 kg/mtr.	20/box	white black	1020301075 1020306075
				ALUMINIUM WALL BRACKET 10 cm single (4'). Maximum load: 20 kg/mtr.	20/box	white black	1020301100 1020306100
				ALUMINIUM WALL BRACKET 15 cm double (6'). Maximum load: 13 kg/mtr.	15/box	white black	1020301150 1020306150
				ALUMINIUM WALL BRACKET 20 cm double (8'). Maximum load: 9 kg/mtr.	15/box	white black	1020301200 1020306200
				ALUMINIUM WALL BRACKET 25 cm triple (10'). Maximum load: 5 kg/mtr.	15/box	white	1020301250
•	•			SMART KLICK COVER CAP ALU WALL BRACKET UNIVERSAL	50/box	white black	1021301000 1021306000
•	•			FSS MOUNTING BRACKET For concealed installation or ceiling installation in narrow spaces. Heavy Duty.	100/box	white matt black	7160001000 7160006000
FMS	FMS PLUS	FMS DUAL	BENDING COMPONENTS + OTHER ITEMS	ARTICLE	PACKING UNIT		ART. NR
•	•			CONTRACT BENDING TOOL BASIC In combination with worktable bending tool	1/each		2560000000
•				FMS CONTRACT BENDING WHEEL radius 20 cm incl. wedges	1/each		2561000000
				FMS PLUS CONTRACT BENDING WHEEL ALL-IN radius 20 cm incl. wedges and bending strips	1/each		5131000000
•				FMS BENDING STRIPS 90 cm T-bending strip	1/each		5160100000
	•			FMS PLUS SET BENDING STRIPS 90 cm	1/each		5131000001
•	•			WORKTABLE BENDING TOOL Stand for contract bending tool	1/each		2560800000
•	•			ELECTRIC POWERED BENDER	1/each	230V 110V	1060500000 1060500001
•				FMS BENDING WHEEL for electric bender, set of 3	1/set		2560700000
				FMS PLUS BENDING WHEEL for electric bender, set of 3	1/set		
•	•			FMS/CS BENDING STRIP for electric bender 700 cm	1/each		5160100010
	•			FMS PLUS BENDING STRIPS for electric bender	1/piece		5160800000
•	•			FOREST LUBRICANT To lubricate components during assembly	1/box		5109010000