



## FOREST ATLANTIS<sup>®</sup> SERIES



SMART HOME



APP CONTROL



REMOTE CONTROL



CORDED CONTROL

These roller blind systems are a unique addition to the Forest Group range of products. Available as chain, crank or motorised system.

FOREST ATLANTIS<sup>®</sup>  
FOREST ATLANTIS<sup>®</sup> SLIM LINE

THE WORLD  
BEHIND  
YOUR  
CURTAINS

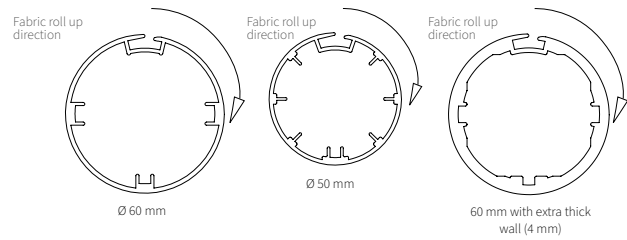


# FOREST ATLANTIS®

## PRODUCT INFORMATION

- Tube available in 50 mm and 60 mm.
- Motorised and chain operated system.
- Easy installation with universal adjustable brackets.
- Forest tubular motors and controls can be used.
- Maximum total weight 26 kg with 13Nm tubular motor.
- Silent moving motorised roller blind system.
- Noise level <40 dB(A) / <40 dB(A).
- 3 Nm, 6 Nm and 13 Nm motor types.
- Domotics ready.
- Tubular motor also available with internal multi receiver and electronic limit setting.
- Multiple blinds on a single motor through intermediate brackets.
- Cover cassette and side guides available.
- Three fitting options: recess, ceiling, wall.
- Chain control 1:2.
- 50 mm tube supports widths up to 250 cm.
- 60 mm tube supports widths up to 300 cm.
- 60 mm T6 tube supports widths up to 400 cm.
- 50 mm supports height fabrics (0,3 mm) up to 550 cm.
- 60 mm supports height fabrics (0,3 mm) up to 400 cm.

## FEATURES



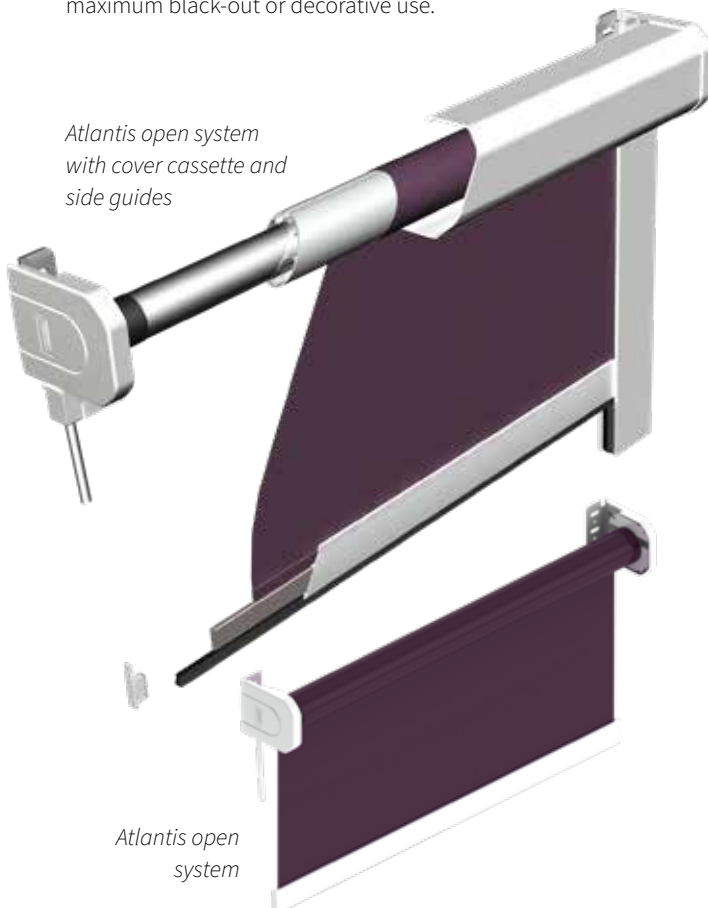
- Sizes : ø 50 mm and 60 mm
- Weight : 850 grams/mtr and 1.200 grams/mtr
- Aluminium extrusion

## SPECIFICATIONS

Type	Strength	Speed	Weight load	Noise level	Control options
6/20/SQ	6 Nm	28 rpm	13 kg	< 42 dB(A)	Home Automation / Building Automation
5/20/EQ	5 Nm	20 rpm	13 kg	< 40 dB(A)	Forest EasyTouch Series (Remote / Wireless Wall Switch)

## FOR USE IN

Hotels - offices - residences - boats or anywhere a heavy duty Roller Blind System is required to create maximum black-out or decorative use.

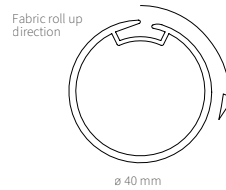


# FOREST ATLANTIS® SLIM LINE

## PRODUCT INFORMATION

- Tube available in 40 mm.
- Chain or crank operated and motorised system.
- Easy installation with universal adjustable brackets.
- Forest tubular motors and controls can be used.
- Maximum total weight 3,5 kg.
- Domotics ready.
- Tubular motor also available with internal multi receiver and electronic limit setting.
- Multiple blinds on a single motor through intermediate brackets.
- Cover cassette and side guides available.
- Battery tubular motor also available.
- Optional solar panel.
- Three fitting options: recess, ceiling, wall.
- Supports widths up to 250 cm.
- Supports height fabrics (0,3 mm) up to 390 cm.
- Chain control options: 1:2 / 1:1.
- Crank control: 1-2,5.

## FEATURES



- Sizes : ø 40 mm
- Weight: 556 grams/mtr and 685 grams/mtr
- Aluminium extrusion

## SPECIFICATIONS

Type	Speed	Weight	Noise level load	Control options
------	-------	--------	------------------	-----------------

NEW MOTORS IN 2026!

## FOR USE IN

Hotels - offices - residences - boats or anywhere a medium duty Roller Blind System is required to create maximum black-out or decorative use.



# FOREST ATLANTIS® FABRIC COLLECTION

For our Atlantis & Atlantis Slim Line roller blind system, we have a wide range of textiles. This series of special fabrics meets the required high performance and durability for the contract market, which offers a choice of appropriate solutions for each specific lighting condition. In addition to the variations of finishing, we offer finely nuanced traditional contract colours. The range offers eight types of fabrics. Of course, all fabrics are flame resistant.

With a fabric width of 240, 305 and 310 cm, these fabrics are also recommended for large window areas.

## FABRIC SWATCH AND DESCRIPTION PACK

Experience the textures and colours of our fabrics in stunning detail with our fabric sampler. This is a very handy reference tool for learning about different fabrics and their composition and qualities. It contains a brief introduction to fabrics, fibres, yarns and weaves as well as 49 different fabric swatches, labelled with their individual details such as name, composition and properties. All in a compact format.



## FOREST SHADE 3%

Forest Shade 3% is a PVC-free screen fabric with an openness factor of 3%. The grid-like fabric structure guarantees privacy, preventing people from looking in. At the same time, it allows viewing outside whilst preventing glare.

### COLOUR OPTIONS

0125011305

**Snow**



0125014305

**Dusty Fawn**



0125013305

**Grey Haze**



0125015305

**Charcoal**



0125012305

**Ivory**



0125016305

**Rich Black**



## FOREST FG SHADE 3% & 5%

Forest FG Shade is a PVC-coated fiberglass fabric. Based on individual requirements in shading and heat control, you can choose between qualities with openness factors 3% and 5%.

### COLOUR OPTIONS

3%: 0125071310

5%: 0125081310

**White**



3%: 0125072310

5%: 0125082310

**White Linen**



3%: 0125073310

5%: 0125083310

**White Pearl**



3%: 0125074310

5%: 0125084310

**Linen**



3%: 0125075310

5%: 0125085310

**Pearl**



3%: 0125076310

5%: 0125086310

**Black Grey**



3%: 0125077310

5%: 0125087310

**Black**



## FOREST BLACKOUT 0%

The Forest blackout fabric, which achieves one additional level of light screening, ensuring an optimal darkening effect. The colour of the product's reverse side matches the front.

### COLOUR OPTIONS

0125031305

**Snow**



0125034305

**Dusty Fawn**



0125033305

**Grey Haze**



0125035305

**Charcoal**



0125032305

**Ivory**



0125036305

**Rich Black**



# FOREST ATLANTIS®

## FOREST ECO BLACKOUT 0%

Forest Group also offers a blackout quality with sustainability in mind, Forest ECO Blackout. This fabric is made of at least 80% recycled polyester. Three to four recycled PET bottles are processed into one square meter of our upcycled material. Recycling extends the life cycle of raw materials, minimizing the demand for virgin resources and increasing sustainability.

### COLOUR OPTIONS

0125041310

**Snow**



0125042310

**Cream**



0125043310

**Grey Haze**



0125044310

**Perfect Greige**



0125046310

**Midnight Black**



## FOREST SHADE ALU 3%

Forest Shade Alu exhibits an extremely defined grid structure which still provides excellent transparency at a quite low openness factor of 3%. On one hand, the aluminium backing provides effective glare protection; on the other it is only minimally visible from the front of the product due to the compact yarn structure.

### COLOUR OPTIONS

0125021290

**Snow**



0125024290

**Dusty Fawn**



0125023290

**Grey Haze**



0125025290

**Charcoal**



0125022290

**Ivory**



0125026290

**Rich Black**



## FOREST MEDI BLACKOUT 0%

For specific situations, our collection offers specific fabrics. Our high quality medi-blackout is designed for environments with increased hygiene requirements, such as hospitals and other medical facilities. It relies on the inherent antimicrobial effect of silver.

### COLOUR OPTIONS

0125051310

**Pure White**




0125054310

**Basalt**



0125052310

**Canvas**



0125055310

**Olive Grey**



0125053310

**Silver**



0125056310

**Charcoal**



## FOREST ACOUSTIC DIMOUT 1%

Forest Acoustic Dimout is sound absorbing, optimizing it for use in offices and spaces with hard surfaces on floors, walls and ceilings. It has an openness factor of 1%.

### COLOUR OPTIONS

0125061240

**Snow**



0125064240

**Dusty Fawn**



0125063240

**Grey Haze**



0125065240

**Charcoal**



0125062240

**Ivory**



0125066240

**Rich Black**



# FOREST ATLANTIS® / ATLANTIS® SLIM LINE

## FOREST ATLANTIS® WORKS WITH



BUSCH-JAEGER



GIRA



\* Only works with actor.

FOREST ATLANTIS® / ATLANTIS® Slim Line is compatible with many other Building Automation systems. A competitive advantage over other motorised drapery systems in the world!

## CONTROL OPTIONS

Our broad range of controls make finding a fit for your home even easier; controlling the blinds by hand, remote or even by building automation system. With the remote you can control the roller blind to any position you like. Controlling the motorised roller blind system with your smartphone or tablet, you can create and schedule customised room scenes that allow your roller blinds to operate on their own throughout the day.



### REMOTE CONTROL

We offer two different remote controls and a wall switch. These are available in white and black.

- EasyTouch remote control. Operates up to 6 systems, and unused channels can be deactivated.
- Diamond Sense remote control. A 15- or 2-channel remote with an LED display.
- EasyTouch wall switch. A wireless 2-channel wall switch for fixed wall-mounted operation.



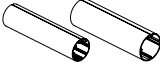
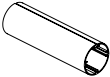
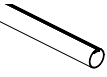

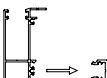












### CONNECT WITH HOMEY APP








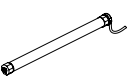
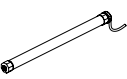

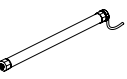



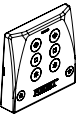
Easily connect all Forest tubular motors with Homey and control and automate them, together with your other smart devices, in the Homey app. Homey is supporting the original RF protocol as well the RF Link protocol, seamless smart-home compatibility is part of the experience from day one.


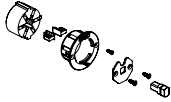
































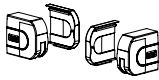
### BUILDING AUTOMATION / HOTEL CONTROL




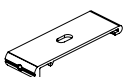















The Atlantis® System can be connected to any Building Automation system, by relay control.







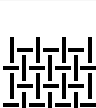


ATLANTIS OPEN	ATLANTIS CLOSED	SLIM LINE OPEN	SLIM LINE CLOSED	ARTICLE	PACKING UNIT	ART.NR
•	•			 RB ATLANTIS TUBE	5.8 mtr 50 mm 60 mm T5	0100058050 0100058060
•	•			 RB ATLANTIS TUBE EXTRA THICK 60MM T6	4.0 mtr 5.0 mtr	for 4.00 mtr width system for 4.00 mtr width system 0100058060-4 0100058060-5
		•	•	 RB ATLANTIS SLIM LINE TUBE	58 mtr	5.80 mtr 0130058040
•	•			 RB ATLANTIS SIDE GUIDE PROFILE - INSIDE WALL FIX	5.8 mtr	white black 0100078050 0100076050
•	•			 RB ATLANTIS SIDE GUIDE PROFILE - CLICK FACE FIXED  MOUNTING PROFILE ON THE WALL	5.8 mtr	white anthracite black 0110078580 0110075580 0110076850  white anthracite black 0110078589 0110075589 0110076581
			•	 RB ATLANTIS SLIM LINE SIDE GUIDE PROFILE	5.8 mtr	backside frontside 0130171580-B 0130171580-F
•	•			 RB ATLANTIS ENDCAP FOR SIDE GUIDE PROFILE	50/box	white black 0100071000 0100076000
			•	 ATLANTIS SLIM LINE DARKENING ENDCAP FOR SIDE GUIDE PROFILE	set, 20/box	white 0130071000 L&R
•	•			 RB ATLANTIS MOTOR ADAPTOR Supports various motors, including the Link motor	5 set/box	50 mm Link/BMS set 60 mm Link/BMS set 0100058055-LB 0100058065-LB
•	•			 RB ATLANTIS IDLER	5/box	50 mm 60 mm 0100058051 0100058061
•	•			 RB ATLANTIS ADJUSTABLE IDLER	5/box	50 mm 60 mm 0100058053 0100058064
•	•			 RB ATLANTIS ADJUSTMENT TOOL The adjustable idler can be easily adjusted with the adjustment tool	1/box	50 mm 9900000016
•	•			 RB ATLANTIS CONNECTOR IDLER	5/box	50 mm 60 mm 0100058052 0100058062
		•	•	 ATLANTIS SLIM LINE IDLER	10/box	white grey black 0130058065 0130058064 0130058063
		•	•	 ATLANTIS SLIM LINE CHAIN CONTROL UNIT 1:1	5/box	white grey black 0136001111 0136003111 0136006111
		•	•	 ATLANTIS SLIM LINE CHAIN CONTROL UNIT 1:2	5/box	grey 0136001012
•	•			 RB ATLANTIS CHAIN CONTROL 1:2	1/box	white 50 mm white 60 mm 0106001012 0106001013

ATLANTIS OPEN	ATLANTIS CLOSED	SLIM LINE OPEN	SLIM LINE CLOSED	ARTICLE	PACKING UNIT		ART.NR
•	•	•	•	 BS CHAIN 6 MM PITCH METAL INOX	100/box	rol 150 mtr 1.50 mtr (drop=0.75 mtr) 2.50 mtr (drop=1.25 mtr) 3.00 mtr (drop=1.50 mtr) 3.50 mtr (drop=1.75 mtr) 4.00 mtr (drop=2.00 mtr) 4.50 mtr (drop=2.25 mtr)	3670008100 3670008150 3670008250 3670008300 3670008350 3670008400 3670008450
•	•	•	•	 BS CHAIN 6 MM PITCH WHITE PLASTIC CHAIN	100/box	1.50 mtr (drop=0.75 mtr) 2.00 mtr (drop=1,00 mtr) 2.50 mtr (drop=1.25 mtr) 3.00 mtr (drop=1.50 mtr) 3.50 mtr (drop=1.75 mtr) 4.00 mtr (drop=2.00 mtr) 5.00 mtr (drop=2.50 mtr) 6.00 mtr (drop=3.00 mtr)	3670002150 3670002200 3670002250 3670002300 3670002350 3670002400 3670002500 3670002600
•	•	•	•	 DESIGN CORD/CHAIN WEIGHT	10/box	white grey black	3030701000 3030703000 3030706000
•	•	•	•	 BS CORD/CHAIN WALL MOUNT SAFETY BOX SINGLE	25/box	1 mtr	3645702000
•	•	•	•	 TENSION PULLEY	25/box	white	1030501000
		•	•	 ATLANTIS SLIM LINE CRANK CONTROL L OR R UNIT 1:2,5, WHITE Child safety solution; use in combination with Atlantis Slim line Idler bracket	5/box	right left	0136001000-R 0136001000-L
		•	•	 ATLANTIS SLIM LINE CRANK ROD	5/box	150 cm	0136011150
•	•			 FOREST LINK TUBULAR MOTOR Ø 35 MM INTERNAL RECEIVER Features Forest Link RF Protocol Works with Homey	1/box	230v/50hz 5nm/ 20 rpm/eq	3416700117
•	•			 FOREST BMS TUBULAR MOTOR Ø 35MM FOR HOME AUTOMATION	1/box	230V/50Hz 6nm /28 rpm /SQ	3416700012
		•	•	 FOREST TUBULAR MOTOR Ø 25 MM BATTERY POWERED	1/box	tba	tba
		•	•	 FOREST TUBULAR MOTOR Ø 25 MM INTERNAL RECEIVER HARD WIRED	1/box	tba	tba
•	•	•	•	 FOREST EASYTOUCH REMOTE CONTROL 6-channel Features the original RF protocol & Forest Link® protocol. Excl. Wall holder	1/box	matt white matt black	5201081006 5201086006
•	•	•	•	 FOREST EASYTOUCH WALL HOLDER Only suitable for EasyTouch remote control	1/box	transparent	5201080000
•	•	•	•	 FOREST DIAMOND SENSE REMOTE CONTROL 2-15 channel with LED display Integrated timer included, original RF protocol Incl. magnetic wall holder	1/box	white black	5201091470 5201086470
•	•	•	•	 FOREST EASYTOUCH WIRELESS WALL SWITCH 2 channel LED Equipped with the original RF protocol and Forest Link® Dimensions : 8.3 x 8.3 x 1.9 cm	1/box	matt white matt black	5201001480 5201006480

ATLANTIS OPEN	ATLANTIS CLOSED	SLIM LINE OPEN	SLIM LINE CLOSED	ARTICLE	PACKING UNIT		ART.NR
•	•			 RB ATLANTIS MOTOR ADAPTOR RING (ONLY FOR SOMFY SONESSE)	5/box	40 mm	0100058056
•	•			 RB ATLANTIS LINK/BMS MOTOR ADAPTOR SET For use with Forest Link 35mm tubular motor & BMS 35mm tubular motor	5/box	50 mm 60 mm	0100058055-LB 0100058065-LB
•				 RB ATLANTIS ADJUSTABLE MOTOR BRACKET RIGHT	5/box	ceiling right wall right	0100051010-CR 0100051010-WR
•				 RB ATLANTIS ADJUSTABLE MOTOR BRACKET LEFT	5/box	ceiling left wall left	0100051010-CL 0100051010-WL
•				 RB ATLANTIS ADJUSTABLE MIDDLE MOTOR BRACKET	5/box		0100051011
•				 RB ATLANTIS ADJUSTABLE IDLER BRACKET RIGHT	5/box		0100051017-CR 0100051017-WR
•				 RB ATLANTIS ADJUSTABLE IDLER BRACKET LEFT	5/box		0100051017-CL 0100051017-WL
•				 RB ATLANTIS ADJUSTABLE MIDDLE IDLER BRACKET	5/box		0100051018
•				 RB ATLANTIS ADJUSTABLE CASSETTE MIDDLE IDLER BRACKET	5/box		0100051019
•				 RB ATLANTIS ADJUSTABLE MIDDLE CONNECTING BRACKET	5/box		0100051020
•				 RB ATLANTIS ADJUSTABLE CASSETTE MIDDLE CONNECTING BRACKET	5/box		0100051021
	•			 RB ATLANTIS ADJUSTABLE SMALL MOTOR BRACKET	5/box	left right	0110051010-L 0110051010-R
	•			 RB ATLANTIS ADJUSTABLE SMALL IDLER BRACKET	5/box	left right	0110051017-L 0110051017-R
	•			 RB ATLANTIS ADJUSTABLE MIDDLE IDLER SMALL DOUBLE	5/box		0110051019
	•			 RB ATLANTIS ADJUSTABLE MIDDLE CONNECTING BRACKET SMALL DOUBLE	5/box		0110051021
	•			 RB ATLANTIS ADJUSTABLE MIDDLE CONNECTOR SMALL SLIDE-IN	5/box		0110051023
	•			 MIDDLE MOTOR BRACKET	5/box		0110051011

ATLANTIS OPEN	ATLANTIS CLOSED	SLIM LINE OPEN	SLIM LINE CLOSED	ARTICLE	PACKING UNIT		ART.NR
•	•			 RB ATLANTIS ENDCAP CAPPING BOTTOM PROFILE	50/box	white	0100061010
•	•			 RB ATLANTIS ENDCAP BOTTOM PROFILE	50/box	white black	0100061000 0100066000
		•	•	 ATLANTIS SLIM LINE END CAP BOTTOM PROFILE	100/box	white silver anthracite	0130051000 0130051003 0130051005
•	•			 RB ATLANTIS BOTTOM PROFILE BLOCKING SYSTEM	10/box	white	0100071001
•	•			 RB ATLANTIS BOTTOM PROFILE 9X40	5.80 mtr	white black	0100068050 0100066580
•	•			 RB ATLANTIS WEIGHT FOR BOTTOM PROFILE	1 mtr/box	1 mtr	0100069100
		•	•	 ATLANTIS SLIM LINE BOTTOM PROFILE 5.8MTR	58 mtr	white anod.silver silver powdercoated anthracite	0130061600 0130063600 0130063600-PC 0130065600
		•	•	 ATLANTIS SLIM LINE INCREASE WEIGHT BOTTOM PROFILE	3 mtr		0130060300
•	•			 RB ATLANTIS GUIDE WIRE SET L/R	5 set/box		0100090022
		•	•	 ATLANTIS SLIM LINE GUIDE-WIRE	1/each		0130090022
		•		 ATLANTIS SLIM LINE IDLER BRACKET	5/box	40 mm silver	0130051017
		•		 ATLANTIS SLIM LINE MOTOR BRACKET	5/box	40 mm silver	0130051010
		•		 ATLANTIS SLIM LINE FACE FIX BRACKET	10/box	white silver black	0130041000 0130043000 0130046000
			•	 ATLANTIS SLIM LINE DARKENING BRACKETS L&R	set, 5/box	white	0130071001
•				 RB ATLANTIS ENDCAP L+R	10/box	white black	0100051000 0100056000
	•			 BRACKET CHAIN ENDCAP CASSETTE SET	10/box	white, left white, right	0110071002-L 0110071002-R

ATLANTIS OPEN	ATLANTIS CLOSED	SLIM LINE OPEN	SLIM LINE CLOSED	ARTICLE	PACKING UNIT		ART.NR
	•			 RB ATLANTIS ENDCAP SMALL LEFT/RIGHT	5 set/box	white black	0110055100 0110055600
		•		 ATLANTIS SLIM LINE COVER CAP FACE FIX BRACKET	10/box	white black	0130041010 0130046010
			•	 ATLANTIS SLIM LINE DARKENING ENDCAP	set, 20/box	white	0130081000
		•		 ATLANTIS SLIM LINE MOUNTING BRACKET	25/box	white anod.silver anthracite	0130051030 0130053030 0130055030
	•			 RB ATLANTIS SK BRACKET cassette/wall/ceiling	10/box	white  black	0111630000  0111636000
	•			 COVE BRACKET	10/box	white anthracite	0110051030 0110055030
			•	 ATLANTIS SLIM LINE MOUNTING BRACKET	10/box	white anthracite	0130151000 0130155000
	•			 RB ATLANTIS MIDDLE BRACKET COVER CAP SMALL	5/box	white	0110051001
•				 RB ATLANTIS MIDDLE BRACKET COVER	5/box	white	0100051001
•				 RB ATLANTIS COVER CASSETTE	5.8 mtr	white	0100098050
	•			 RB ATLANTIS SMALL CASSETTE COVER PROFILE	5.8 mtr	white anthracite black	0110001580 0110005580 0110006580
			•	 ATLANTIS SLIM LINE COVER CAP PROFILE	5.8 mtr	white anthracite	0130101580 0130105580
	•			 RB ATLANTIS MOUNTING PROFILE	5.8 mtr	white anthracite black	0110058000 0110055700 0110056580
		•		 ATLANTIS SLIM LINE MOUNTING PROFILE	58 mtr	5.80 mtr anod. silver 5.80 mtr anthracite 5.80 mtr white	0130053580 0130055580 0130051580
			•	 ATLANTIS SLIM LINE MOUNTING PROFILE	58 mtr	5.80 mtr white 5.80 mtr anthracite	0130151580 0130155580
•	•	•	•	 RB ATLANTIS PLASTIC ADHESIVE STRIP	10/bundle 58 mtr	8.5x1 mm 5.80 mtr white	0100090001
			•	 ATLANTIS SLIM LINE FALSE WINDOW SILL	set, 20/box	5.80 mtr white	0130181580
			•	 ATLANTIS SLIM LINE BRUSH	600 mtr	5 mm	0130093600
•	•			 RB ATLANTIS BRUSH FOR SIDE GUIDE AND BOTTOM PROFILE	20 mtr/bag	8 mm black	0100096600

ATLANTIS OPEN	ATLANTIS CLOSED	SLIM LINE OPEN	SLIM LINE CLOSED	ARTICLE	PACKING UNIT	ART.NR
•	•	•	•	 FOREST SHADE 3% ROLL WIDTH 305 CM ROLL LENGTH 40 M	1/roll	snow ivory grey haze dusty fawn charcoal rich black 0125011305 0125012305 0125013305 0125014305 0125015305 0125016305
•	•	•	•	 FOREST SHADE ALU 3% ROLL WIDTH 290 CM ROLL LENGTH 40 M	1/roll	snow ivory grey haze dusty fawn charcoal rich black 0125021290 0125022290 0125023290 0125024290 0125025290 0125026290
•	•	•	•	 FOREST BLACKOUT ROLL WIDTH 305 CM ROLL LENGTH 30 M	1/roll	snow ivory grey haze dusty fawn charcoal rich black 0125031305 0125032305 0125033305 0125034305 0125035305 0125036305
•	•	•	•	 FOREST ECO BLACKOUT ROLL WIDTH 310 CM ROLL LENGTH 32 M	1/roll	snow cream grey haze perfect greige midnight black 0125041310 0125042310 0125043310 0125044310 0125046310
•	•	•	•	 FOREST MEDI BLACKOUT ROLL WIDTH 310 CM ROLL LENGTH 32 M	1/roll	pure white canvas silver basalt olive grey charcoal 0125051310 0125052310 0125053310 0125054310 0125055310 0125056310
•	•	•	•	 FOREST ACOUSTIC DIMOUT ROLL WIDTH 240 CM ROLL LENGTH 40 M	1/roll	snow ivory grey haze dusty fawn charcoal rich black 0125061240 0125062240 0125063240 0125064240 0125065240 0125066240
•	•	•	•	 FOREST SHADE FG 3% ROLL WIDTH 310 CM ROLL LENGTH 30 M	1/roll	white white-linen white-pearl linen pearl black-grey black 0125071310 0125072310 0125073310 0125074310 0125075310 0125076310 0125077310
•	•	•	•	 FOREST SHADE FG 5% ROLL WIDTH 310 CM ROLL LENGTH 30 M	1/roll	white white-linen white-pearl linen pearl black-grey black 0125081310 0125082310 0125083310 0125084310 0125085310 0125086310 0125087310
•	•	•	•	 ATLANTIS FABRIC SAMPLER A very handy reference tool for learning about different fabrics and their composition and qualities.	1/piece	9901100050