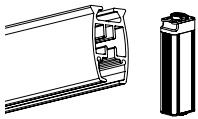


ORDER FORM SHUTTLE WITH FMS PLUS

FOREST GROUP, THE NETHERLANDS, JAN. 2026



Company name:
Name:
Account number:
Your reference / commission:
Order date:

Track colour: White Matt white Matt black

Track length: cm (including endcap)
Quantity: piece(s)

Shuttle motor type: "M" (65 watt) "L" (40 watt) "ION" (battery)
 "M with Z-Wave" "L with Z-Wave" Number of chargers (if case of battery
 iOn motor) piece(s)



Motor side: Left Right



Motor colour: White Black



Stack-back curtains: Left*  Centre closing  Right* 

* With single stack, rail length max. 10 metres


CURTAIN HEADING:

Regular pleat: standard carrier:  White Black
Return pleat: standard carrier:  White Black
Wave pleat: waver carrier: White Black Grey (Easywave carrier 6 & 8cm)
 Wave carrier distance: 5,4 cm 6 cm 8 cm (standard)

Type of wave carrier: Easywave carrier  (standard) Easyflex carrier 

Hook (optional): Easywave hook  White Black
 Easyflex hook  White Black


Including wave tape: No Yes

Depth wave: cm  (standard 16cm)

Pocket Single Double

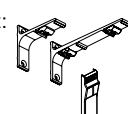
Tape colour: Transparent (standard) Black (only double)

FIXATION:

Ceiling brackets, Smart Klick including cover cap 

Wall brackets, including cover cap, aluminium Smart klick:

Single 7,5 cm 10 cm
Double 15 cm 20 cm



Standard number of brackets: (single and double system) < 151 cm: 3 151- 300 cm: 3-7 301- 450 cm: 7-10 > 450 cm: 10 + additional bracket every 50 cm
Extra brackets: piece(s) (if more brackets = surcharge)

White + quantity Black + quantity

Operation: None

EasyTouch Remote Control, 6 channel RF.
 Programmed channel: 1 2 3 4 5 6

Transparent Easytouch wall holder (optional): piece(s)

Diamond Sense remote, 2-15 channels RF, incl. wall holder
 Programmed channel: 1 2 3 4 5
 6 7 8 9 10
 11 12 13 14 15

EasyTouch Wireless Wall switch, 2 channel RF
 Programmed channel: 1 2

Wifi Dongle (Forest Connect app)*

Wireless Connector (in combination with Forest Smart Plug)

Forest Smart Plug (in combination with Wireless Connector)

Forest Shuttle Twilight Sensor

AC Control Set (for Home Automation)

Click On Multi Receiver (needed to connect the Diamond Sense and wall switch to the Shuttle Z-Wave)

*Not possible in combination with Shuttle iOn.

Bending / curving: on request only and must be accompanied with a clear template and/or drawing

Please note: use a radius of 20 degrees for a 90-degree bend. When determining the distance to the wall, take into account the bend radius and the motor pulley. Maximum length in one piece: 7 metres.

Requests:

Expected production time: after date of receiving order, 10 working days. If quantity > 20 pieces, by negotiation.

Send the completed form to info@forestgroup.com
 We can only accept order forms that are completely filled out.
 For help, please contact us at +31 570-622850 or info@forestgroup.com
 You are responsible for providing complete and correct information on the order form.

Our latest order forms are online. Scan or click on the QR code for the latest order form.



Tip Forest:

We recommend making the curtain fabric 20 cm wider than calculated on the motor side, so that the fabric will cover the motor.