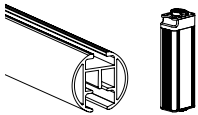


ORDER FORM MRS - MOTORISED ROD

FOREST GROUP, THE NETHERLANDS, SEPT. 2023

FOREST
DRAPERY HARDWARE



Company name:
Name:
Account number:
Your reference / commission:
Order date:

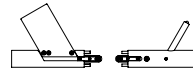
Colour: Inox PC Inox White PC Antique PC Gold
 Anthracite PC Chrome* Taupe PC

** not available for new MRS*

Rod length: cm
Quantity piece(s)

Application Single 28mm
 Double MRS/CRS 28 mm
 It is not possible to use two MRS systems on a double bracket

Standard endcap: With existing motor pulley and return pulley
 With new motor pulley and return pulley
 (surcharge)



Optional:

CRS FINIAL 28 MM
MRS/CRS finial round 60 mm
MRS/CRS finial round 70 mm
MRS/CRS finial with 3 grooves 28 mm

White Gold Inox Inox-PC Antique-PC
 Anthracite-PC Chrome Taupe-PC Black-PC

Shuttle motor type: "M" (65 watt) "L" (40 watt) "ION" (battery)
 "M with Z-Wave" "L with Z-Wave" Number of chargers (in case of battery
 iOn motor) piece(s)

Motor side: Left Right

Motor colour: White Black Grey (only "L", "L with Z-Wave") Anthracite (only "S", "S with Z-Wave",
 "M", "L", "L with Z-Wave")

Motor position: Under the track (standard)

Stack-back curtains: Left Centre closing Right



CURTAIN HEADING:

Regular pleat: MRS carrier White Black Grey
Return pleat: MRS carrier White Black Grey
Wave pleat: waver carrier: White Black Grey (only Easywave carrier 8cm)
Wave carrier distance: 5,4 cm 6 cm 8 cm (standard)



Type of wave carrier: Easywave carrier (standard) Easyflex carrier

Hook (optional): Easywave hook White Black

Easyflex hook White Black

Including wave tape: No Yes Depth wave: cm (standard 16cm)







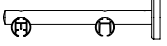
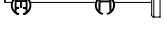
Pocket Single Double

Tape colour: Transparent (standard) Black (only double)

ORDER FORM MRS - MOTORISED ROD

FOREST GROUP, THE NETHERLANDS, SEPT. 2023

FOREST
DRAPERY HARDWARE

| | White | Gold | Inox | Inox-PC | Antique-PC | Anthracite-PC | Chrome | Taupe-PC | Black-PC | | | | | | | | | | | | | | | | | |
|---|--|------|------|---------|------------|---------------|--------|----------|----------|---|---|---|---|---|---|---|---|---|----|----|----|----|----|----|---|---|
| FIXATION: | | | | | | | | | | | | | | | | | | | | | | | | | | |
|  | Ceiling bracket | | | | | | | | | | | | | | | | | | | | | | | | | |
|  | Ceiling suspension bracket 4 cm | | | | | | | | | | | | | | | | | | | | | | | | | |
|  | Ceiling suspension bracket 5 cm | | | | | | | | | | | | | | | | | | | | | | | | | |
|  | Ceiling suspension bracket 10 cm | | | | | | | | | | | | | | | | | | | | | | | | | |
|  | Wall bracket 12 cm | | | | | | | | | | | | | | | | | | | | | | | | | |
|  | Wall bracket 16 cm | | | | | | | | | | | | | | | | | | | | | | | | | |
|  | Wall bracket double 16 cm | | | | | | | | | | | | | | | | | | | | | | | | | |
|  | Wall bracket 20 cm | | | | | | | | | | | | | | | | | | | | | | | | | |
| | Inside wall bracket | | | | | | | | | | | | | | | | | | | | | | | | | |
| Standard number: | < 151 cm: 2 151- 300 cm: 3 301- 450 cm: 4 > 450 cm: 5 | | | | | | | | | | | | | | | | | | | | | | | | | |
| Extra brackets: | piece(s) (if more brackets = surcharge) | | | | | | | | | | | | | | | | | | | | | | | | | |
| Operation: | <div>White + quantity Black + quantity</div> <div> None Diamond Sense remote with timer, 2-15 channels, RF Programmed channel: <table border="0"> <tr> <td>1</td> <td>2</td> <td>3</td> <td>4</td> <td>5</td> </tr> <tr> <td>6</td> <td>7</td> <td>8</td> <td>9</td> <td>10</td> </tr> <tr> <td>11</td> <td>12</td> <td>13</td> <td>14</td> <td>15</td> </tr> </table> </div> <div> Wireless Wall switch, 2 channels, RF Programmed channel: <table border="0"> <tr> <td>1</td> <td>2</td> </tr> </table> </div> <div> Wifi Dongle (Forest Connect app)* Wireless Connector** Forest Smart Plug (in combination with Wireless Connector) Forest Shuttle Twilight Sensor AC Control Set (for Home Automation) Click On Multi Receiver (needed to connect the Diamond Sense and wall switch to the Shuttle Z-Wave) </div> | | | | | | | | | 1 | 2 | 3 | 4 | 5 | 6 | 7 | 8 | 9 | 10 | 11 | 12 | 13 | 14 | 15 | 1 | 2 |
| 1 | 2 | 3 | 4 | 5 | | | | | | | | | | | | | | | | | | | | | | |
| 6 | 7 | 8 | 9 | 10 | | | | | | | | | | | | | | | | | | | | | | |
| 11 | 12 | 13 | 14 | 15 | | | | | | | | | | | | | | | | | | | | | | |
| 1 | 2 | | | | | | | | | | | | | | | | | | | | | | | | | |
| | * Not possible in combination with Shuttle iOn. ** For Home Automation or third party app (external smart plug necessary) | | | | | | | | | | | | | | | | | | | | | | | | | |

Requests:

Estimated production time: after date of receiving order, 10 working days. If quantity > 20 pieces, by negotiation.

Send the completed form to info@forestgroup.com
We can only accept order forms that are completely filled out.
For help, please contact us at +31 570-622850 or info@forestgroup.com
You are responsible for providing complete and correct information on the order form.

Our latest order forms are online. Scan or click on the QR code for the latest order form.



Tip Forest:

we recommend making the curtain fabric 20 cm wider than calculated on the motor side, so that the fabric will cover the motor.